



## Item 2.2a



Liverpool Heart and Chest NHS Foundation Trust: Learning from Deaths Dashboard - December 2020-21



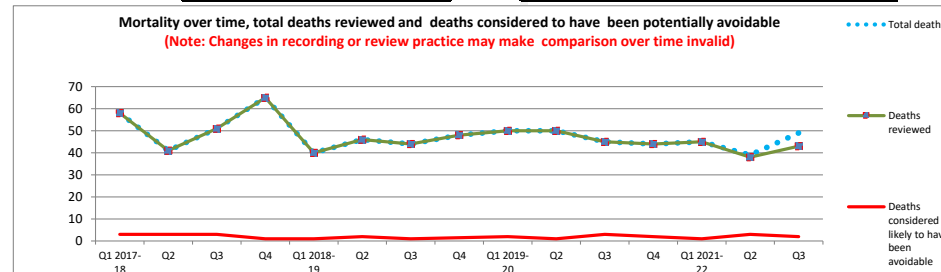
**Description:**  
 The suggested dashboard is a tool to aid the systematic recording of deaths and learning from care provided by NHS Trusts. Trusts are encouraged to use this to record relevant incidents of mortality, number of deaths reviewed and cases from which lessons can be learnt to improve care.

### Summary of total number of deaths and total number of cases reviewed under the Structured Judgement Review Methodology

#### Total Number of Deaths, Deaths Reviewed and Deaths Deemed Avoidable (does not include patients with identified learning disabilities)

Total Number of Deaths in Scope		Total Deaths Reviewed		Total Number of deaths considered to have been potentially avoidable (RCP<=3)	
This Month	Last Month	This Month	Last Month	This Month	Last Month
11	23	8	22	0	2
This Quarter (QTD)	Last Quarter	This Quarter (QTD)	Last Quarter	This Quarter (QTD)	Last Quarter
49	39	43	38	2	3
This Year (YTD)	Last Year	This Year (YTD)	Last Year	This Year (YTD)	Last Year
133	189	126	189	6	8

Time Series: Start date 2017-18 Q1 End date 2020-21 Q3



#### Total Deaths Reviewed by RCP Methodology Score

Score 1 Definitely avoidable	Score 2 Strong evidence of avoidability	Score 3 Probably avoidable (more than 50:50)	Score 4 Probably avoidable but not very likely	Score 5 Slight evidence of avoidability	Score 6 Definitely not avoidable
This Month 0 0.0%	This Month 0 0.0%	This Month 0 0.0%	This Month 0 0.0%	This Month 1 12.5%	This Month 7 87.5%
This Quarter (QTD) 0 0.0%	This Quarter (QTD) 2 4.7%	This Quarter (QTD) 0 0.0%	This Quarter (QTD) 1 2.3%	This Quarter (QTD) 2 4.7%	This Quarter (QTD) 38 88.4%
This Year (YTD) 1 0.8%	This Year (YTD) 3 2.4%	This Year (YTD) 2 1.6%	This Year (YTD) 7 5.6%	This Year (YTD) 13 10.3%	This Year (YTD) 100 79.4%

### Summary of total number of learning disability deaths and total number reviewed under the LeDeR methodology

#### Total Number of Deaths, Deaths Reviewed and Deaths Deemed Avoidable for patients with identified learning disabilities

Total Number of Deaths in scope		Total Deaths Reviewed Through the LeDeR Methodology (or equivalent)		Total Number of deaths considered to have been potentially avoidable	
This Month	Last Month	This Month	Last Month	This Month	Last Month
0	0	0	0	0	0
This Quarter (QTD)	Last Quarter	This Quarter (QTD)	Last Quarter	This Quarter (QTD)	Last Quarter
0	0	0	0	0	0
This Year (YTD)	Last Year	This Year (YTD)	Last Year	This Year (YTD)	Last Year
0	0	0	0	0	0

Time Series: Start date 2017-18 Q1 End date 2018-19 Q4

